

## STATUS OF MAJOR CROPS

The productivity of the district is not encouraging due to different agro- ecological regions and variable soil conditions prevalent in the district. The cropping intensity of the district is 193%, where as consumption of fertilizer in the district is 6.7 % of the state

**Table 1. Area, Production and yield of major crops in the district Gurdaspur ( Average of last 5 years)**

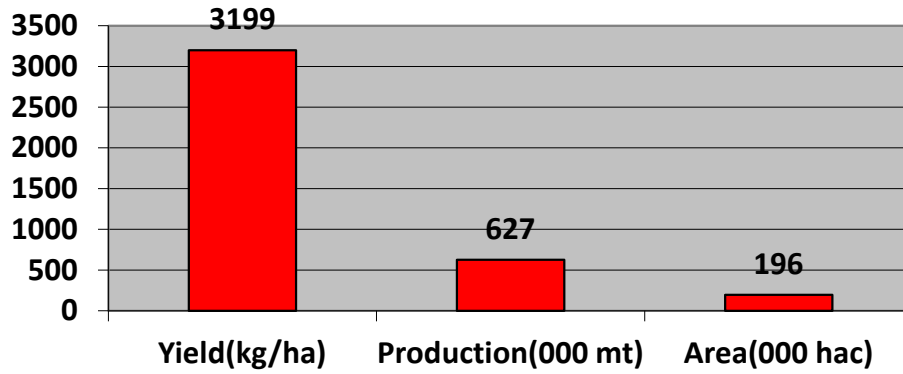
<b>Crops</b>	<b>Area (000 ha)</b>	<b>Production (000,mt)</b>	<b>Yield (kg / hac)</b>
Rice	196	627	3199
Wheat	230	929	4037
Maize	13.3	30.0	2256
Sugarcane	24.0	149	6220
Pulses ( Gram, Mash, Moong & lentil )	2.9	2.9	1000
Oil seed (Rapeseed , Mustard)	2.1	1.4	680

After agriculture, dairy farming is the second most important enterprise being adopted by the farmers which contribute about 27% of the domestic products of the district

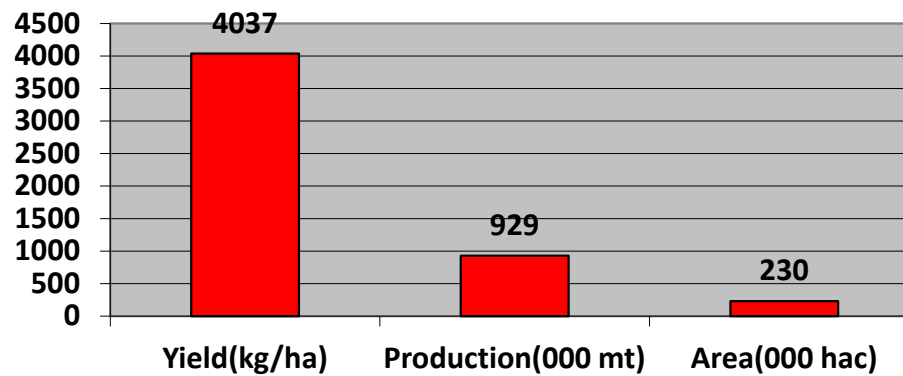
### Staff Strength

<b>Name of the post</b>	<b>Sanctioned</b>	<b>Filled</b>	<b>Vacant</b>
<b>Agriculture</b>			
Chief Agriculture officer	1	1	0
District Training officer	1	0	1
Agriculture officer	17	13	4
Agriculture Development officer	72	19	53
Agriculture Sub Inspector	50	40	10
Assistant Cane Development Officer	1	1	0

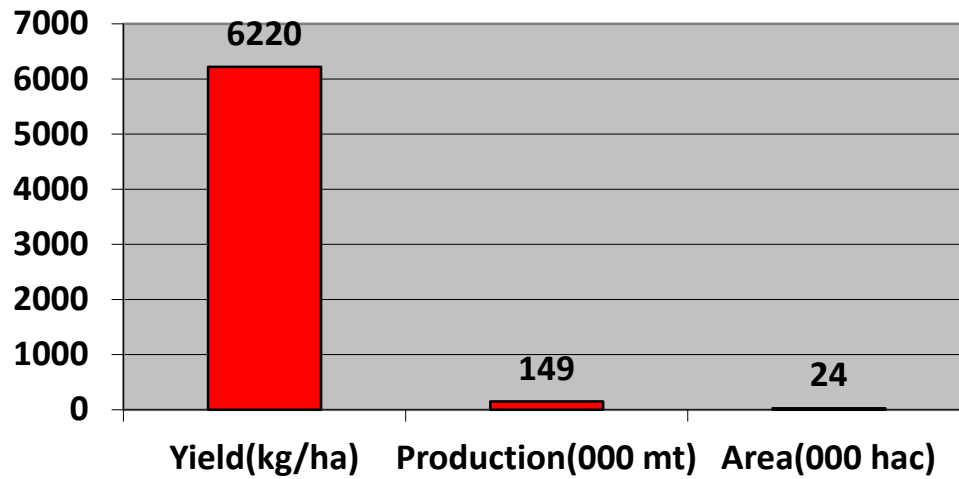
**Average yield, Production and area of Rice in District Gurdaspur**



**Average yield, production and area of Wheat in District Gurdaspur**



**Average yield, production and area of Sugarcane in District Gurdaspur**



**Average yield, production and area of Maize in District Gurdaspur**

